



# Instructions

IRSUN application - created for your infrared heating system.

# Registration

IRSUN



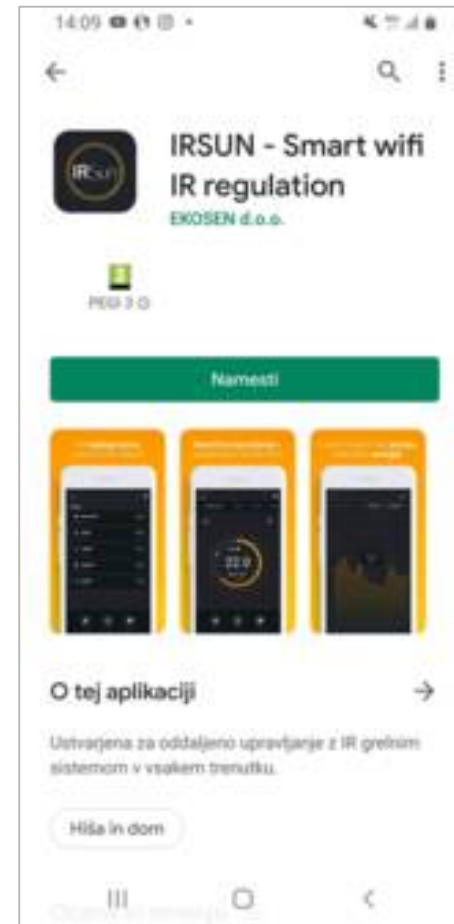
# Check your home Wifi

The IR Sun heating controller only allows connection to a 2.4 GHz WiFi network. If you use a 5 GHz network, your router must be set to 2.4 GHz!



# Install the App

It is necessary to install the IRSUN app on your smartphone, which you can download from the Google Play online store or App Store.

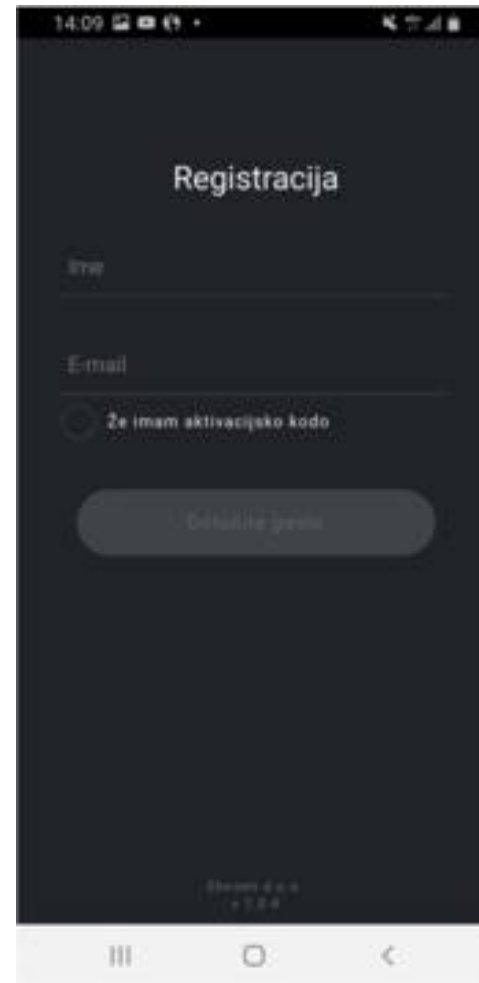


# Registration

Enter your name and email address to which you will receive a verification code

When finished, press the "Set password" button

I already have an activation code! Select if you have already completed the procedure and you only need to finish it.

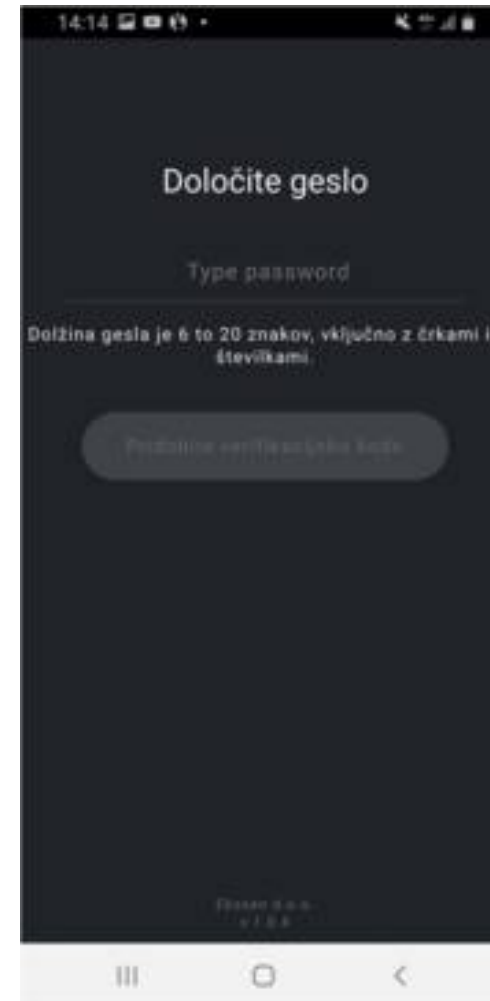


# Set a password

Specify your desired password to access your IR heating system.

The length of the password must be between 6 and 20 characters, it must contain letters and numbers.

Once you have selected your password, press the "**Get verification code**" button.



# Account activation

A verification code has been sent to your email address. Attention, if you have not received the verification code, check your spam.

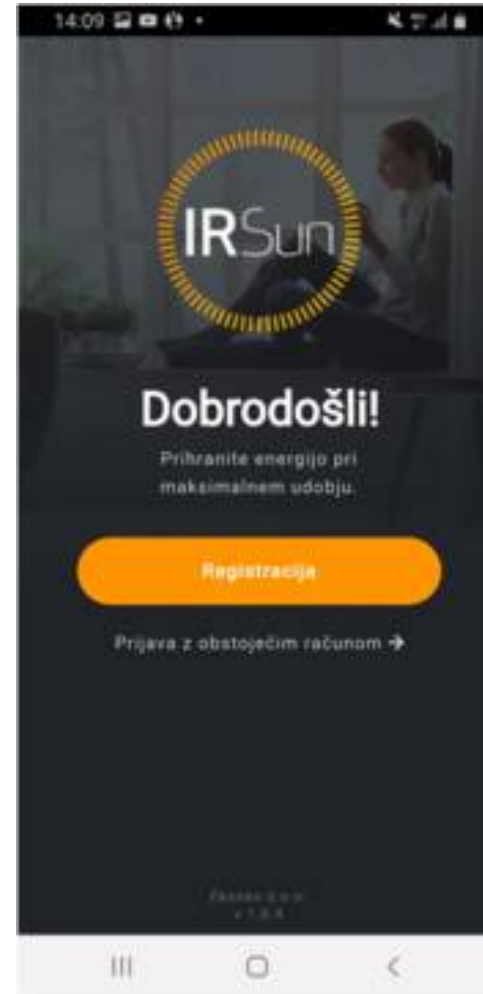
Enter your verification code in the IRSUN app and press the **“Activate”** button.

*If the process was successful, you will be notified that your account has been successfully activated.*



# App login

Now log in to the app with your username and password.





# Add a device

IR Sun regulator



# Connect to your home Wi-Fi

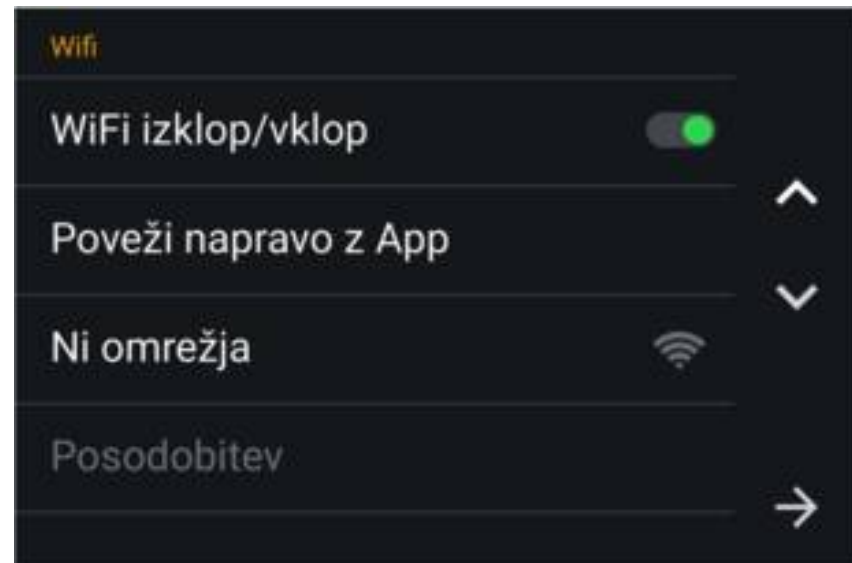
Connect the Wi-Fi network to which you want to connect the IR Sun regulator with your smartphone.

**The regulator does not connect or. can't find Wi-Fi network.** Check your router settings. The router must be set to a 2.4 GHz network. If you also have a 5 GHz network activated on the router, disable it for the time the controller is connected.



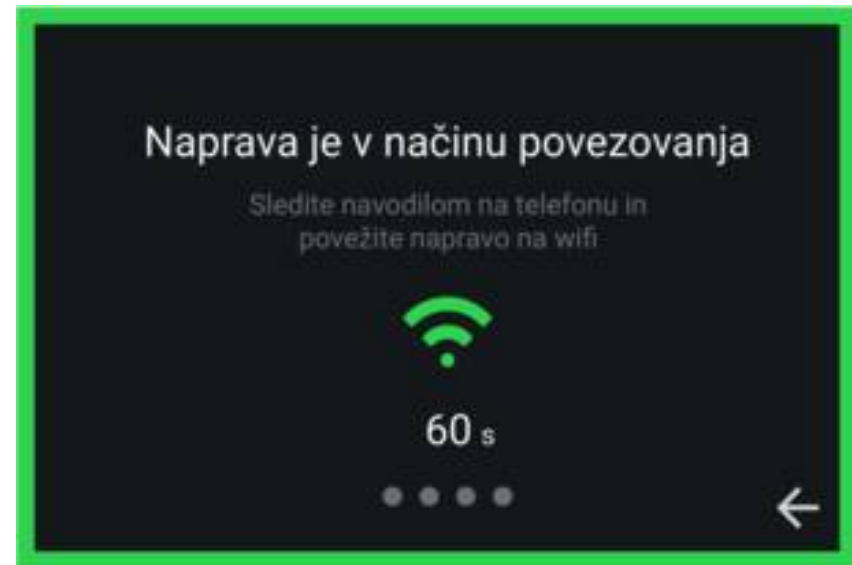
# Connect the regulator to the Internet

1. Go to the menu on the IR Sun regulator
2. Select the Wi-Fi icon
3. Select: Activate access point



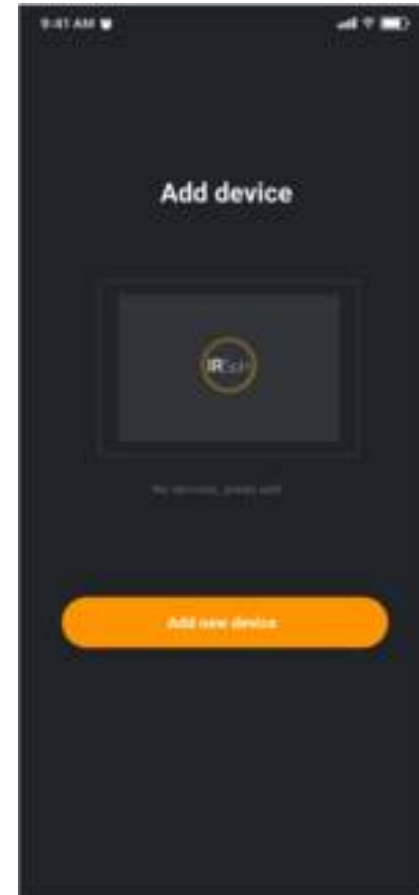
# Access point turned on

The IR Sun controller will turn on the access point for 90 seconds so that you can connect to the IR Sun regulator via your phone.



# Add a regulator on your smartphone

Follow the instructions on your smartphone.



## Add a new device

If you have several IR Sun regulator in the building, you can also add other devices to the application.

To do this, press the Add device button in the main menu on the phone in the IRSUN application and repeat the process of adding a device.

